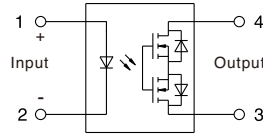


mm inch



FEATURES

- 1. Continuous load current: Max. 1.0A high capacity
- 2. Low on resistance: Typ. 180m Ω
- 3. Broad lineup of high capacity types

APPLICATIONS

- Industrial equipment (PLC, I/O)
- Building automation system
- Safety equipment
- Replace mechanical relay
- Building automation system

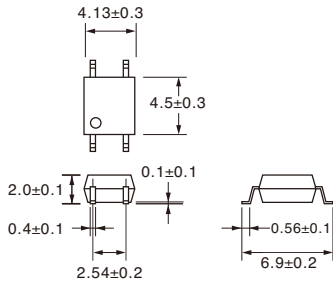
ABSOLUTE MAXIMUM RATINGS (AMBIENT TEMPERATURE : 25 °C)

ITEM		SYMBOL	VALUE	UNITS	REMARKS
INPUT	Continuous Led Current	I _F	50	mA	
	Peak Led Current	I _{FP}	500	mA	f= 100Hz,duty= 1%
	Led Reverse Voltage	V _R	5	V	
	Input Power Dissipation	P _{IN}	75	mW	
OUTPUT	Load Voltage	V _L	100	V	(AC peak or DC)
	Load Current	I _L	1000	mA	
	Peak Load Current	I _{PEAK}	3000	mA	1ms(1 pulse)
	Output Power Dissipation	P _{OUT}	350	mW	
Total Power Dissipation		P _T	400	mW	
I/O Breakdown Voltage		V _{I/O}	4500	V _{rms}	RH = 60%,1min
Operating Temperature		T _{OPR}	-40 to +85	°C	
Storage Temperature		T _{STG}	-40 to +100	°C	

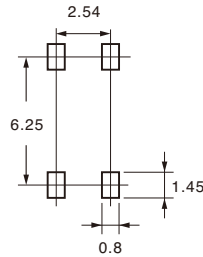
ELECTRICAL SPECIFICATION

ITEM		SYMBOL	VALUE	UNITS	CONDITIONS
INPUT	LED Operate Current	TYP.	0.8	mA	I _L = Max.
		MAX.	3.0	mA	
	LED Turn Off Current	MIN.	0.3	mA	I _L = Max.
		TYP.	0.7	mA	
LED Dropout Voltage	TYP.	1.3	V	I _F = 10mA	
	MAX.	3.0	V		
OUTPUT	On-resistance	TYP.	0.18	Ω	I _F = 5mA,I _L = Rating, Within 1 sec
		MAX.	0.25	Ω	
	Off-state Leakage Current	MAX.	100	nA	V _L = 100V
Output capacitance		TYP.	190	pF	V _L = 0, F = 1MHz
TRANSMISSION	Turn-on Time	TYP.	0.5	ms	I _F = 5mA, I _L = Rating
		MAX.	3.0	ms	
	Turn-off Time	TYP.	0.1	ms	
		MAX.	1.0	ms	
COUPLED	I/O Isolation Resistance	MIN.	10 ⁹	Ω	
	I/O Capacitance	MAX.	1.3	pF	f = 1MHz

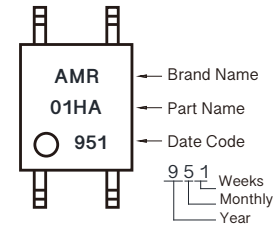
▲ DIMENSIONS



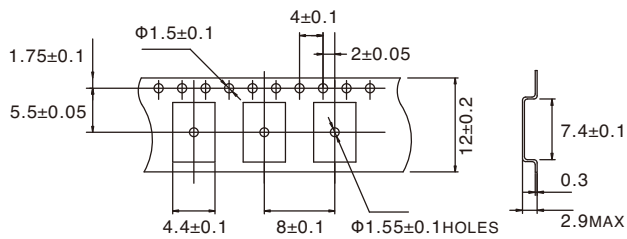
Actual Mounting Pad Dimensions (Top view)



Marking



Tape Form and Dimensions



Reel Form and Dimensions

